

Street Smart

Thinking about your quarter of the map (showing one of the four locations you have visited), write down **three problems** you identified in the below **left box**. In the **right box**, use the **Street Trumps** to provide a solution for each, e.g. speed bumps, signs or planters.

Where was your area?

| Problems | Solutions |
|----------|-----------|
| | |
| | |
| | |

Think of one new thing around the school, or at home, that you have discovered today - discuss this in pairs or small groups.



OUR SCHOOL STREETS MANIFESTO

- 1 _____
- 2 _____
- 3 _____
- 4 _____
- 5 _____

Name: _____



BIG STREET SURVEY

Making our community a better place

| | | |
|--|--|--|
| | | |
|--|--|--|

MY JOURNEY TO SCHOOL

| | | |
|--|--|--|
| | | |
|--|--|--|



THE BEST PART OF MY JOURNEY IS...



MY FAVOURITE PLACE NEAR WHERE I LIVE IS...

BECAUSE...



THE WORST PART OF MY JOURNEY IS...



WHAT I SEE...

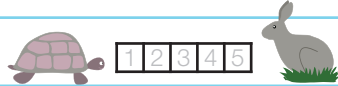
1

Take three photos to really show what the area is like. Write down what the photo is and why you think it is important.

Photo 1...

Photo 2...

Photo 3...

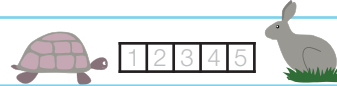


Quiet Loud

Love Hate

Empty Crowded

Natural Man-made



Quiet Loud

Love Hate

Empty Crowded

Natural Man-made



WHAT I SEE...

2

Take three photos...

Photo 1...

Photo 2...

Photo 3...



HOW THIS PLACE FEELS TO ME...

Draw a map here



HOW THIS PLACE FEELS TO ME...



WHAT I SEE...

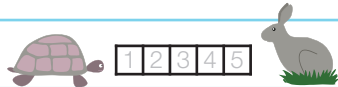
3

Take three photos...

Photo 1...

Photo 2...

Photo 3...



Quiet Loud

Love Hate

Empty Crowded

Natural Man-made



Quiet Loud

Love Hate

Empty Crowded

Natural Man-made



WHAT I SEE...

4

Take three photos...

Photo 1...

Photo 2...

Photo 3...



HOW THIS PLACE FEELS TO ME...



HOW THIS PLACE FEELS TO ME...